


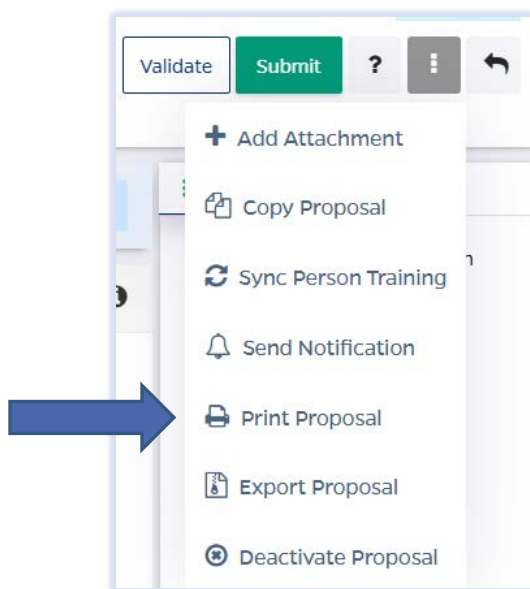


Proposal Development (PD) Summary

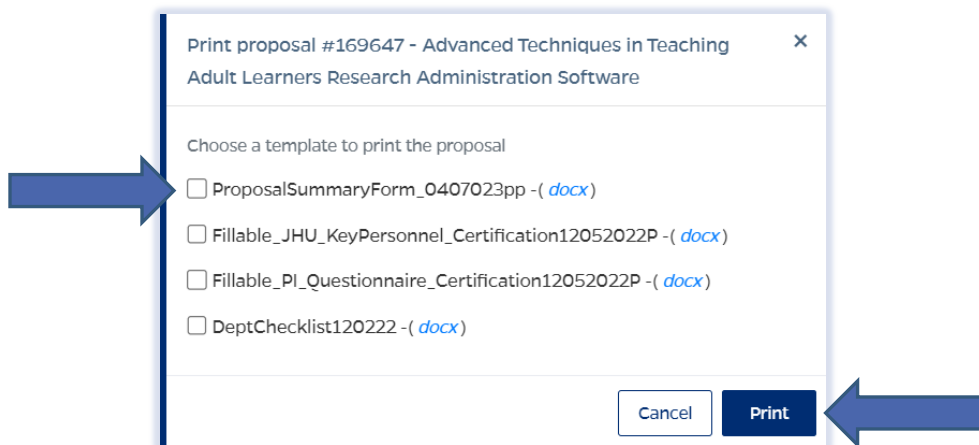
How do I see and print the PD Summary in Fibi?

PD Summaries are available for review of information and are also used to assist with workflow from one office to another.

- Click on the **More Actions** Icon (ellipsis)  in the upper right corner.
- The click on **Print Proposal** in the dropdown menu.



- Click on the box next to **Proposal Summary Form** and then click the **Print** button.



NOTE: If the PD Summary will not open, turn off the Pop-up Blocker for the browser in use.

Proposal ID: 169647

Institute Proposal Number:

KEY PERSONNEL

Name	Dept.	Role	% Effort	COI Training	Effort Training	Certification
Bell, Muyinatu	12015000 - ELECTRICAL AND COMPUTER ENGINEERING	Principal Investigator	56.00	05/04/2020	07/05/2017	Complete
Black-Winstead, Myra A	000001 - JOHNS HOPKINS ENTERPRISE	Co-Investigator			01/09/2009	Complete
Judy, Thomas	12015000 - ELECTRICAL AND COMPUTER ENGINEERING	Co-Investigator			03/20/2009	Complete

GENERAL INFORMATION

Sponsor (Application to): 300023 - ADVANCED BIONICS CORPORATION (ABC)

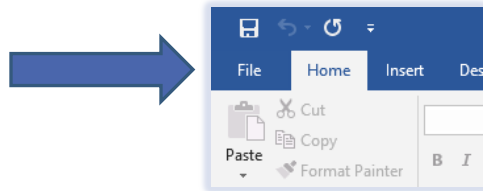
Sponsor Type: Private Profit

Sponsor Deadline:

Prime Sponsor (if subaward):

The PD Summary is a Microsoft Word document and can be saved or printed as any other Microsoft Word document.

- Click on File and choose the desired action from the menu.



- Click on **Save**, **Save As** or **Print** as needed.

